

Display-  
programmschalter  
DPS  
Display programme  
switch  
DPS

DE Montageanleitung  
GB Installation instructions

155898-01



**Germany**  
GEZE Sonderkonstruktionen GmbH  
Planken 1  
97944 Boxberg-Schweigern  
Tel. +49 (0) 7930 9294 0  
Fax +49 (0) 7930 9294 10  
E-Mail: sk.de@geze.com  
GEZE GmbH  
Niederlassung Süd-West  
Tel. +49 (0) 7152 203 594  
E-Mail: leonberg.de@geze.com  
GEZE GmbH  
Niederlassung Süd-Ost  
Tel. +49 (0) 7152 203 6440  
E-Mail: muenchen.de@geze.com  
GEZE GmbH  
Niederlassung Ost  
Tel. +49 (0) 7152 203 6840  
E-Mail: berlin.de@geze.com  
GEZE GmbH  
Niederlassung Mitte/Luxemburg  
Tel. +49 (0) 7152 203 6888  
E-Mail: frankfurt.de@geze.com  
GEZE GmbH  
Niederlassung West  
Tel. +49 (0) 7152 203 6770  
E-Mail: essen.de@geze.com  
GEZE GmbH  
Niederlassung Nord  
Tel. +49 (0) 7152 203 6600  
E-Mail: hamburg.de@geze.com  
GEZE Service GmbH  
Tel. +49 (0) 1802 923392  
E-Mail: service-info.de@geze.com

**Austria**  
GEZE Austria  
E-Mail: austria.at@geze.com  
www.geze.at  
**Baltic States**  
GEZE GmbH Baltic States office  
E-Mail: office-latvia@geze.com  
www.geze.com  
**Benelux**  
GEZE Benelux B.V.  
E-Mail: benelux.nl@geze.com  
www.geze.be  
www.geze.nl  
**Bulgaria**  
GEZE Bulgaria - Trade  
E-Mail: office-bulgaria@geze.com  
www.geze.bg

**China**  
GEZE Industries (Tianjin) Co., Ltd.  
E-Mail: chinasales@geze.com.cn  
www.geze.com.cn  
GEZE Industries (Tianjin) Co., Ltd.  
Branch Office Shanghai  
E-Mail: chinasales@geze.com.cn  
www.geze.com.cn  
GEZE Industries (Tianjin) Co., Ltd.  
Branch Office Guangzhou  
E-Mail: chinasales@geze.com.cn  
www.geze.com.cn  
GEZE Industries (Tianjin) Co., Ltd.  
Branch Office Beijing  
E-Mail: chinasales@geze.com.cn  
www.geze.com.cn

**France**  
GEZE France S.A.R.L.  
E-Mail: france.fr@geze.com  
www.geze.fr

**Hungary**  
GEZE Hungary Kft.  
E-Mail: office-hungary@geze.com  
www.geze.hu

**Iberia**  
GEZE Iberia S.R.L.  
E-Mail: info@geze.es  
www.geze.es

**India**  
GEZE India Private Ltd.  
E-Mail: office-india@geze.com  
www.geze.in

**Italy**  
GEZE Italia S.r.l.  
E-Mail: italia.it@geze.com  
www.geze.it

GEZE Engineering Roma S.r.l.  
E-Mail: roma@geze.biz  
www.geze.it

**Poland**  
GEZE Polska Sp.z o.o.  
E-Mail: geze.pl@geze.com  
www.geze.pl

**Romania**  
GEZE Romania S.R.L.  
E-Mail: office-romania@geze.com  
www.geze.ro

**Russia**  
OOO GEZE RUS  
E-Mail: office-russia@geze.com  
www.geze.ru

**Scandinavia – Sweden**  
GEZE Scandinavia AB  
E-Mail: sverige.se@geze.com  
www.geze.se

**Scandinavia – Norway**  
GEZE Scandinavia AB avd. Norge  
E-Mail: norge.se@geze.com  
www.geze.no

**Scandinavia – Denmark**  
GEZE Danmark  
E-Mail: danmark.se@geze.com  
www.geze.dk

**Singapore**  
GEZE (Asia Pacific) Pte, Ltd.  
E-Mail: gezessea@geze.com.sg  
www.geze.com

**South Africa**  
GEZE Distributors (Pty) Ltd.  
E-Mail: info@gezesa.co.za  
www.geze.co.za

**Switzerland**  
GEZE Schweiz AG  
E-Mail: schweiz.ch@geze.com  
www.geze.ch

**Turkey**  
GEZE Kapi ve Pencere Sistemleri  
E-Mail: office-turkey@geze.com  
www.geze.com

**Ukraine**  
LLC GEZE Ukraine  
E-Mail: office-ukraine@geze.com  
www.geze.ua

**United Arab Emirates/GCC**  
GEZE Middle East  
E-Mail: gezeme@geze.com  
www.geze.ae

**United Kingdom**  
GEZE UK Ltd.  
E-Mail: info.uk@geze.com  
www.geze.com

## GEZE GmbH

Reinhold-Vöster-Straße 21–29 Tel.: 0049 7152 203 0  
71229 Leonberg Fax: 0049 7152 203 310  
Germany www.geze.com



## Varianten / Variants

Name	Mat. Nr. / Mat. No.
Displayprogrammschalter DPS mit OFF-Taste AS 500 1-fach Rahmen, alpinweiß / Display programme switch DPS with OFF button AS 500 single frame, alpine white	151524
Displayprogrammschalter DPS mit OFF-Taste Schlüsseltaster SCT, 1-polig AS 500 2-fach Rahmen, alpinweiß / Display programme switch DPS with OFF button Key switch SCT, 1-pole AS 500 double frame, alpine white	155810
Displayprogrammschalter DPS ohne OFF-Taste AS 500 1-fach Rahmen, alpinweiß / Display programme switch DPS without OFF button AS 500 single frame, alpine white	155809

## Zubehör / Accessories

Name	Mat. Nr. / Mat. No.
AS 500 1-fach Rahmen / AS 500 single frame	115376
AS 500 2-fach Rahmen / AS 500 double frame	115377
AS 500 3-fach Rahmen / AS 500 triple frame	115378
AS 500 4-fach Rahmen / AS 500 quadruple frame	115379
Blindabdeckung BAB / Dummy cover BAB	118480
AS 500 Aufputzdose 1-fach Rahmen / AS 500 Surface mounted box single frame	120503
AS 500 Aufputzdose 2-fach Rahmen / AS 500 Surface mounted box double frame	128609

Name	Mat. Nr. / Mat. No.
AS 500 Aufputzdose 3-fach Rahmen / AS 500 Surface mounted box triple frame	133206
Profilhalbzylinder / Profile half-cylinder	090176
Schaltkontakt / Switching contact	024467
Zwischenrahmen 55x55 für ST550 / Intermediate frame 55x55 for ST550	155851
Zwischenrahmen 55x55 für LS 990 / Intermediate frame 55x55 for LS 990	148997

## Passende Schalterprogramme / Matching switch ranges

### Jung

- AS 500
- LS 990 (mit Zwischenrahmen / with intermediate frame)
- ST550 (mit Zwischenrahmen / with intermediate frame)

### Merten

- System M

### Berker

- B3
- B7
- S1

### Gira

- Standard 55
- E2
- Event

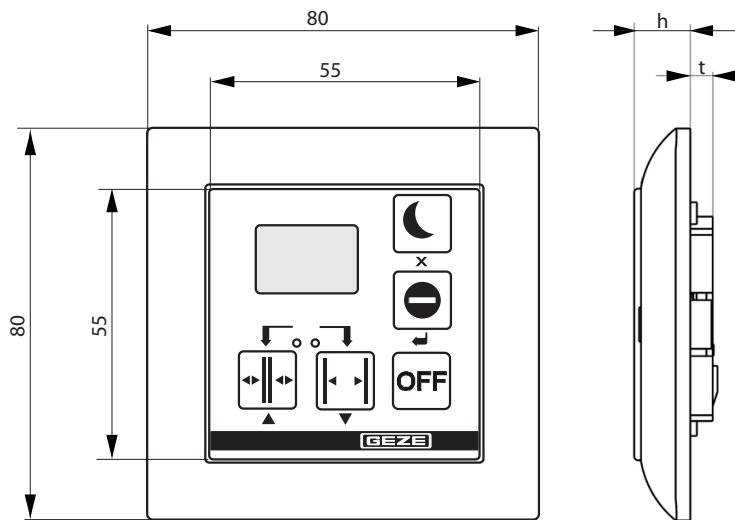
### Feller

- EDIZIOdue

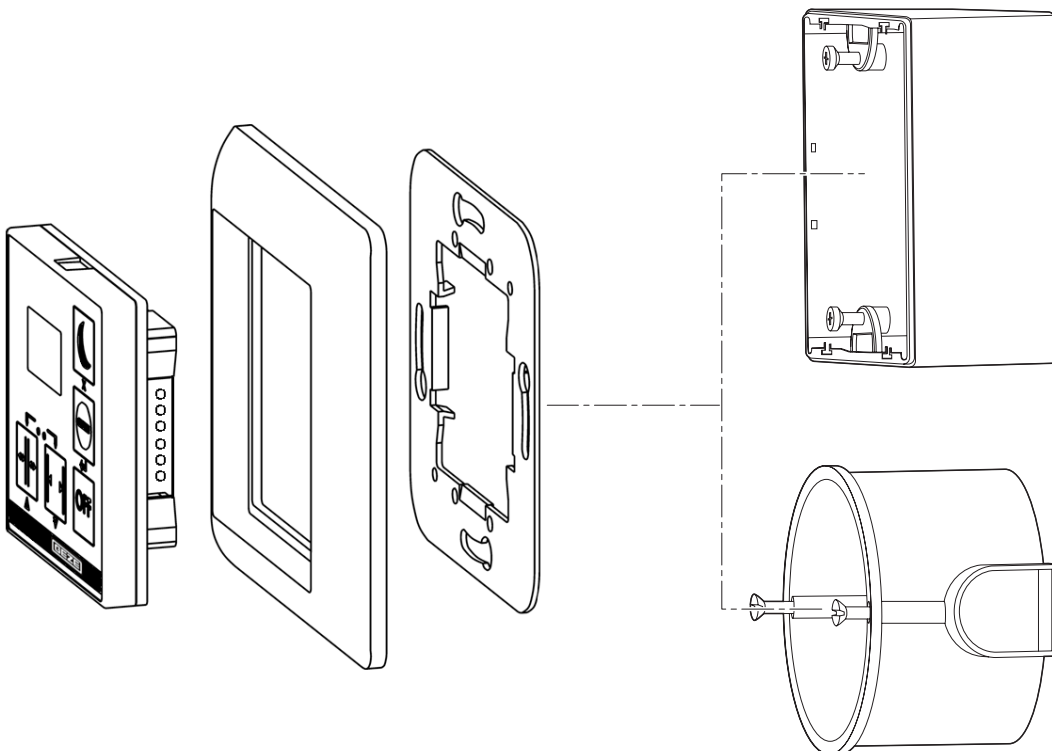
## Technische Daten / Technical data

Parameter	Wert / Value
Spannung / Voltage	24 V DC
Stromaufnahme / Current draw	60 mA
Leitungslänge, max. / Wire length, max.	100 m
Schutzart / Protection rating	IP 40
Lagerung / Storage	-20 °C ... 85 °C keine Betauung / no condensation
Umgebungstemperatur im Betrieb / Temperature range during operation	-15 °C ... 50 °C
EMV Störfestigkeit nach / EMC protection according to	EN 61000-6-2

## Maßzeichnungen / Dimensional drawings



## Zusammenbau / Assembly



# Schablone für Pfostenmontage / Template for installation on a post

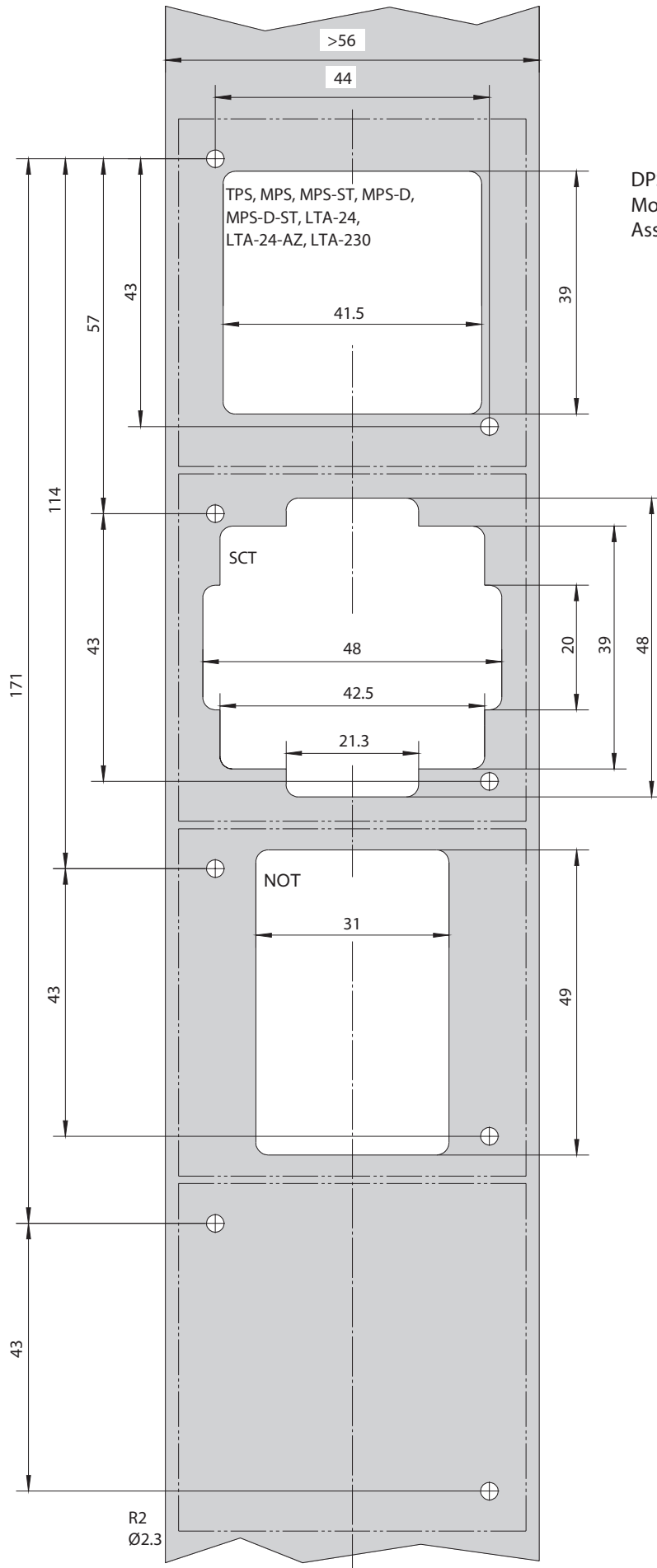


Die Papierschablone kann sich abhängig von der Luftfeuchtigkeit maßlich verändern. Verbindlich sind daher nur die Maßangaben.

► Vor der Verwendung Papierschablone maßlich kontrollieren und ggf. korrigieren.


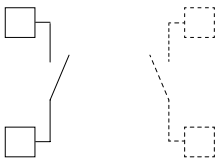
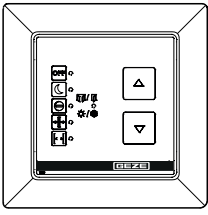
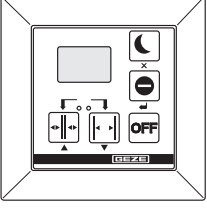
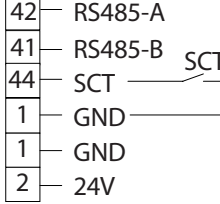
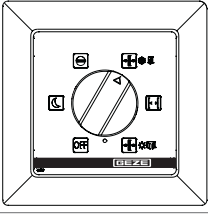
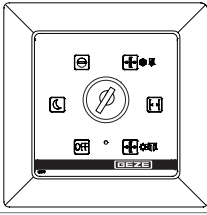
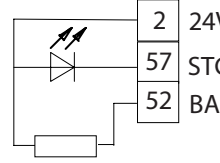
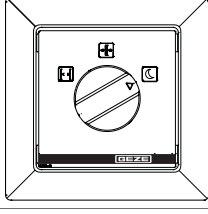
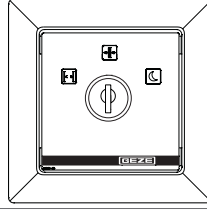
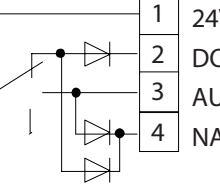
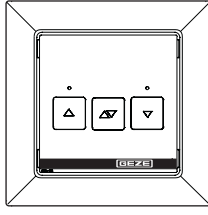
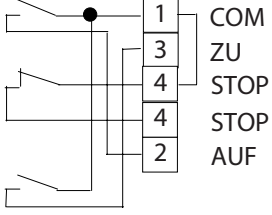
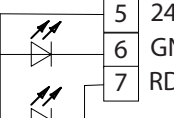
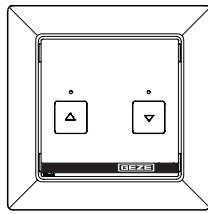
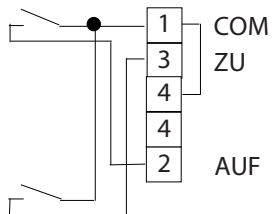
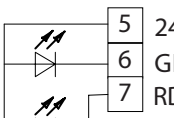
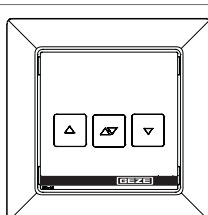
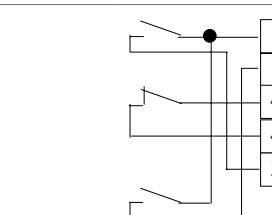
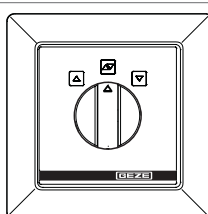
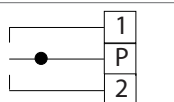
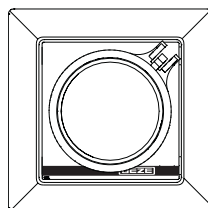
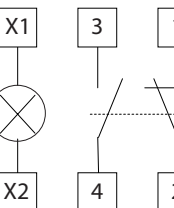
The dimensions of the paper template can change depending on air humidity. For this reason, only our dimensional specifications are applicable.

► Before using the paper template check the dimensions and correct if necessary.



DPS, LTA-LSA:  
Montage in Pfosten nicht möglich. /  
Assembly on a post not possible.

# Anschlusspläne / Wiring diagrams

Taster / Switches	Bezeichnung / Description	Mat. Nr. / Mat.No.	Taster / Switches	Bezeichnung / Description	Mat. Nr. / Mat. No.	Schaltplan / Circuit diagram	h [mm]	t [mm]
	SCT (1-pol.) SCT (2-pol.)	117996 118478					11	31.9
	TPS TPS-SCT TPS-KDT TPS-KDT-SCT	113231 113232 126582 126583		DPS mit/with OFF DPS ohne/without OFF DPS mit/with OFF SCT	151524 155809 155810	 <p>42 RS485-A 41 RS485-B 44 SCT 1 GND 1 GND 2 24V</p> <p>Leitung / Wire &lt;100 m</p>	11.3	5.3 31.9
	MPS	113226		MPS-ST	113227		24	36
	MPS-D	118417		MPS-D-ST	118418		24	36
	LTA-24 LTA-24-SCT	118473 127176				 <p>1 COM 3 ZU 4 STOP 4 STOP 2 AUF</p>  <p>5 24V 6 GN 7 RD</p>	11	26
	LTA-24-AZ	129393				 <p>1 COM 3 ZU 4 4 2 AUF</p>  <p>5 24V 6 GN 7 RD</p>	11	26
	LTA-230 LTA-230-SCT	118474 118475				 <p>1 COM 3 ZU 4 STOP 4 STOP 2 AUF</p>	11	26
	LTA-LSA	118476					24	32
	NOT	123132				 <p>X1 3 1 X2 4 2</p>	54	56